



Hi-Yield®

38

PLUS

TURF, TERMITE & ORNAMENTAL

INSECT CONTROL

Containing 38% Permethrin

- **Soil Insect And Termite Killer.**
- **Kills Home-Invading Pests (Outdoor).**

Shake Well

**FOR OUTDOOR HOMEOWNER (RESIDENTAL) USE ONLY.
FOR OUTDOOR HOMEOWNER POST CONSTRUCTION USE ONLY.**

ACTIVE INGREDIENT:

Permethrin*	38.0%
OTHER INGREDIENTS**	62.0%
TOTAL:	100.0%

* *cis/trans* ratio: Max 55% (\pm) *cis* and
min. 45% (\pm) *trans*

**Contains petroleum distillates.

**KEEP OUT OF REACH
OF CHILDREN
CAUTION**

**SEE BACK PANEL AND LABEL BOOKLET
FOR ADDITIONAL PRECAUTIONARY
STATEMENT AND DIRECTIONS FOR USE**


NET CONTENTS ONE PINT (16 FL. OZS.)

Hi-Yield® 38 Plus Turf, Termite and Ornamental Insect Control

40M-11-0312 FK

FIRST AID

Have the product container or label with you when calling a Poison Control Center, or going for treatment.

In the event of a medical or chemical emergency, contact **ChemTel** 
North America 1-800-255-3924 or Worldwide Intl. + 01- 813-248-0585

If Swallowed	<ul style="list-style-type: none">• Immediately call a Poison Control Center or doctor.• Do not induce vomiting unless told to do so by a Poison Control Center or doctor.• Do not give any liquid to the person• Do not give anything by mouth to an unconscious person.
If Inhaled	<ul style="list-style-type: none">• Move person to fresh air.• If person is not breathing, call 911 or an ambulance, then give artificial respiration, preferably by mouth-to-mouth, if possible.• Call a Poison Control Center or doctor for further treatment advice.
If On Skin Or Clothing	<ul style="list-style-type: none">• Take off contaminated clothing.• Rinse skin immediately with plenty of water for 15 - 20 minutes.• Call a Poison Control Center or doctor for treatment advice.
If In Eyes	<ul style="list-style-type: none">• Hold eye open and rinse slowly and gently with water for 15 - 20 minutes.• Remove contact lenses, if present, after the first 5 minutes, then continue rinsing eye.• Call a Poison Control Center or doctor for treatment advice.

NOTE TO PHYSICIAN: This product contains petroleum distillates – vomiting may cause aspiration pneumonia. Consideration should be given to gastric lavage with an endotracheal tube in place. Treatment is controlled removal of exposure followed by symptomatic and supportive care.

Manufactured By:



230 FM 87

BONHAM, TEXAS 75418

EPA Reg. No. 7401-466

EPA Est. No. 7401-TX-001

Visit Us At: www.hi-yield.com



PEEL FROM CORNER OF BOOKLET



PRECAUTIONARY STATEMENTS
HAZARDS TO HUMANS AND DOMESTIC ANIMALS

CAUTION: Harmful if swallowed, inhaled or absorbed through the skin. Avoid contact with skin, eyes or clothing. Avoid breathing vapor or spray mist. Wash thoroughly with soap and water after handling. Remove contaminated clothing and wash before reuse.



People and pets may enter treated area after application has dried.

ENVIRONMENTAL HAZARDS

To protect the environment, do not allow pesticide to enter or run off into storm drains, drainage ditches, gutters or surface waters. Applying this product in calm weather when rain is not predicted for the next 24 hours will help to ensure that wind or rain does not blow or wash pesticide off the treatment area. Rinsing application equipment over the treated area will help avoid run off to water bodies or drainage systems.

PHYSICAL OR CHEMICAL HAZARDS

Combustible. Do not use or store near heat or open flame.


DIRECTIONS FOR USE

It is a violation of Federal Law to use this product in a manner inconsistent with its labeling. Failure to follow the Directions For Use and Precautions on this label may result in poor Pest control, Plant injury or illegal residues.

GENERAL INFORMATION

This product is non-staining to most home siding depending on age and cleanliness. However, before using in areas where the spray may contact home siding (vinyl siding, in particular), test in an inconspicuous area and recheck in a few hours. Do not use if any staining is observed.

This product may be used to control Insect Pests outdoors, on Ornamentals, Lawns, Trees, Shrubs, and Vines in landscape areas, as a perimeter treatment around residential buildings. This product may also be used to control Home-Involving Insects as a residual spray on outside surfaces, such as walks, garage



areas, window frames, doorways, porches and patios. Not for use on Plants being grown for commercial sale, or Plants grown for seed production or sod farms and golf course turf, or in greenhouses or nurseries.

APPLICATION INSTRUCTIONS

This product mixes readily with water and is specifically packaged for residential use as a diluted spray. Use a clean sprayer, such as a tank type or hose-end sprayer to mix and apply the proper amount of concentrate with the desired volume of water. For perimeter and Lawn applications measure the area to be treated to determine the application volume. For Trees, Shrubs and Flowers, apply as a thorough cover spray until foliage is wet. Refer to **Special Application Instructions** in the Recommended Rate Tables for additional instructions.

HOME INVADING PESTS (OUTDOOR USE ONLY) MIXING INSTRUCTIONS

Mix 1.6 fluid ozs. (3 1/4 Tablespoons) of this product per 1 gallon of spray solution to make a 0.5% spray emulsion (1 fluid oz. = 2 Tablespoons (T) = 6 teaspoons (tsp.)). Do not use utensils such as spoons and measuring cups for food purposes after use with pesticides.

HOW TO APPLY

SPOT TREATMENT

- Apply a 0.5% emulsion as a pin stream low-pressure spray or as a paint-on application with a paintbrush.
- Treat where Pests are found or entry points of the structure such as window frames, doorways, porches, patios and foundation.
- Spot-treatment may also be made to garages, garbage cans, and garbage areas.
- DO NOT apply indoors (including crawl spaces).

PERIMETER APPLICATION:

- Spray a 6 to 8 foot wide band of soil around the perimeter of the house. Treat the foundation wall to a height of 2 to 3 feet. Use a spray volume of 2 to 10 gallons of 0.5% emulsion per 1,000 square feet. If mulch or debris is present, a higher volume application rate may be needed to ensure adequate coverage.

Note: Residual control will vary depending on exposure of the treated area to weathering conditions (temperature, sunlight, moisture). Retreat on a monthly schedule while Insects are likely to be active.

WOOD DESTROYING PESTS:

- **Localized Areas Outdoors:** For the control of Insects such as Termites, Bees, Carpenter Ants and Wood Infesting Beetles in localized above-ground areas of infested wood around structures, apply a 0.5% emulsion to voids and galleries in damaged wood and in spaces between wooden members of a structure and between wood and foundations where wood is vulnerable. Apply either as a spray or paint-on application. For Termites, the purpose of application is to destroy workers or winged reproductive forms, which may be present at the time of treatment. This product is not designed for preventative use and should only be applied when Pests appear. This application is not a substitute for soil or foundation treatment. **For active infestations inside a structure, consult a Licensed Pest Control Service.**
- Use a hose-end sprayer or sprinkling can to deliver a coarse drenching spray to treat stored lumber or woodpiles. Stored wood can be used for lumber one month after treatment. **Do not apply inside structures.**
- Repeat treatment as necessary, but not more frequently than once a month. **For active Termite infestation, consult a professional Pest Control Applicator.**



HOME INVADING PESTS (OUTDOOR USE ONLY)

PEST	SPECIFIC APPLICATION INSTRUCTIONS
<p>Ants (Including Mounds), Armyworm, Bark Beetles, Bees, Beetles, Borers, Boxelder Bugs, Carpenter Ants, Carpenter Bees, Centipedes, Chinchbugs, Cockroaches (Asian), Crickets, Earwigs, Fire Ants (Including mounds), Fleas, Flies, Firebrats, Ground Beetles, Gypsy Moths (Adults and Caterpillars), Millipedes, Mole Crickets, Pill Bugs, Scorpions, Silverfish, Sod Webworm, Sowbugs, Spiders, Ticks (Including Deer Tick, Western Black Legged Tick which may carry Lyme Disease and Rocky Mountain Spotted Fever), Wasps</p>	<p>Boxelder Bugs, Elm Leaf Beetles and Gypsy Moth Caterpillars: Spray Tree trunks, building siding or wherever Pests congregate. Avoid excess application. Dampen surfaces thoroughly, but do not let runoff occur.</p> <p>Borers and Bark Beetles: To prevent infestation of Ornamental Trees and Woody Shrubs, spray the bark to the point of saturation, but do not let runoff occur. Repeat treatment every 21 days during early Spring until Mid-Summer.</p> <p>Carpenter Bees: Apply as a pin stream, as a fine/coarse low-pressure spray (20 psi or less) as a spot treatment.</p> <p>Fire Ants (Mound Drench): Apply 1 to 2 gallons of emulsion to each mound area by sprinkling the mound until it is wet and treat a 4-foot diameter circle around the mound. Use higher volume for mounds larger than 12 inches. For best results, apply in cool weather such as in early morning or late evening hours, but not in the heat of the day.</p> <p>Scorpions: Remove accumulations of lumber, firewood, and other materials which serve as harborage sites and treat beneath and adjacent to infested sites.</p>



LAWN PESTS

This product can be applied to Lawns adjacent to or around private homes, duplexes, townhouses, condominiums, house trailers, carports, garages, fence lines, storage sheds, barns, and other residential areas where Pests congregate.

MIXING INSTRUCTIONS

Prepare an emulsion by mixing 0.4 to 0.8 fluid ozs. (2 1/2 to 5 teaspoons) of this product in sufficient volume of water to cover 1,000 sq. ft. (approximately 4 to 25 gallons of water). (1 fluid oz. = 2 Tablespoons (T) = 6 teaspoons (tsp.)). Do not use utensils such as spoons and measuring cups for food purposes after use with pesticides.

HOW TO APPLY

LAWN BROADCAST APPLICATION:

- Apply using a hose-end or pressure type sprayer to deliver a coarse spray of between 4 to 25 gallons of emulsion per 1,000 square feet of lawn.
- Use the higher recommended label rate for heavy infestations.
- Use sufficient volume to uniformly cover plant surfaces.

Note: Higher volume of water should be used when situations of thick thatch or dense sod exist, or in arid or drought conditions.

WHEN TO APPLY:

- For best results treat in early morning or late evening hours, but not in the heat of the day.
- Spray evenly over the lawn when Insects first appear.
- Repeat applications as necessary, but not more frequently than every 10-14 days. Do not apply more than 1.6 fl. oz./1,000 sq. ft. per year.

MOUND DRENCH TREATMENT (ANT AND FIRE ANT MOUNDS IN LAWN)

Use a sprinkling can. Mix 1.6 fluid ozs. (3 1/4 Tablespoons) of this product per 1 gallon of spray solution to make a 0.5% spray emulsion. (1 fluid oz. = 2 Tablespoons (T) = 6 teaspoons (tsp.)). For large Ant mounds, such as Fire Ant mounds, apply 1-2 gallons of a 0.5% emulsion to each mound area including a 4-foot diameter circle around the mound. Apply to smaller mounds until the

mound is completely saturated. Use higher water volume for mounds larger than 12". For best results treat in early morning or late evening hours, but not in the heat of the day.

RECOMMENDED APPLICATION RATES FOR LAWN

SITE	PEST	RATE	SPECIFIC APPLICATION INSTRUCTIONS
Lawns, Residential Including, But Not Limited to: St. Augustine, Bentgrass, Fescues, Buffalograss, Bahiagrass, Bluegrass, Perennial Ryegrass, And Centipede-grass	Ants, Armyworms, Billbugs, Chiggers, Chinchbugs, Crickets, Cutworms, Earwigs, Fruit Flies, Fleas, Leafhoppers, Millipedes, Mole Crickets, Sod Webworm, Sowbugs, Ticks (Including Brown Dog Tick, Deer Tick, Western Blacklegged Ticks which may carry Lyme Disease and Rocky Mountain Spotted Fever). For additional Pests, consult the list of Pests in the Table "Home-Invading Pests (Outdoor Use Only)"	0.4 to 0.8 fl. ozs. (2 1/2 to 5 tsp.) per 1,000 sq. ft.	Apply using 4-25 gallons of spray volume per 1,000 sq. ft. of Lawn. Use higher volumes on St. Augustine, Buffalograss, Bermuda and Bahiagrass Lawns. Use the higher rate for fast knockdown and increased residual control. Dense and excessive (greater than 3 inches) lawn height and arid conditions may require higher volume application rates. Repeat applications may be necessary (10 to 14 day interval) to control heavy infestations during peak periods of Insect feeding. Do not exceed a total of 1.6 fl. oz./1,000 sq. ft. per year (i.e., four (4) applications at the lower rate or two (2) applications at the higher rate).



ORNAMENTAL PESTS MIXING INSTRUCTIONS

Mix 0.04 to 0.08 fluid ozs. (= 1/8 to 1/4 Teaspoons = 1-2 ml.) of this product in 1 gallon of water for general Pest control. Refer to the Ornamental Application Rate Table for additional mixing instructions and specific directions for Stem-Infesting Beetles. (1 fluid oz. = 2 Tablespoons (T) = 6 teaspoons (tsp.) = 29.6 ml). Do not use utensils such as spoons and measuring cups for food purposes after use with pesticides.

HOW TO APPLY

ORNAMENTALS (FOLIAGE AND FLOWERING PLANTS):

- Apply using a hose-end or pressure type sprayer to deliver a coarse spray. Apply thoroughly to stem and foliage.
- Use the higher recommended label rate (1/4 tsp. per gallon of water) for heavy infestations.

Note: Higher volumes of water should be used when situations of dense foliage exists, or in arid or drought conditions.

WHEN TO APPLY:

- For best results treat in early morning or late evening hours, but not in the heat of the day.
- Spray evenly over the Lawn when Insects first appear.
- To prevent Insect reinfestation, repeat treatments as necessary but not more frequently than once every 14 days.

RECOMMENDED APPLICATION RATES FOR USE ON ORNAMENTALS

SITE	PEST	RATE	SPECIFIC APPLICATION INSTRUCTIONS
Ornamental Foliage And Flowering Plants (including Conifers, Woody And Herbaceous Non-Edible Ornamentals).	Ants, Aphids, Bagworm, Beet Armyworm, Cabbage Looper, Cankerworms, Citrus Thrips, Coneworm (including Web ¹) and Seed Bugs, Fungus Gnat, Gypsy Moth Caterpillars, Heliothis spp., Japanese Beetles, Lace Bugs, Leaf Feeding Caterpillars, Leaf-footed Bugs, Leafminers, Leafhoppers, Leafrollers, Lygus Bugs, Mealybugs, Mosquitoes, Nantucket Pine Tip Moth, Oblique Leafroller, Pine Sawflies, Plant Bugs, Root Weevils (Adult), Rosy Aphid, Rose Chafer, Spotted Leafminer, Stink Bugs, Tarnished Plant Bug, Tent Caterpillars, Webworms, Whiteflies, Zimmerman Pine Moth ¹	0.04 to 0.08 fl. ozs. (1/8 to 1/4 tsp.) (1 to 2 ml.) per gallon	<p>Note: Direct application to blooms may cause browning of petals. Marginal leaf burn may occur on Salvia, Dieffenbachia and Pteris Fern.</p> <p>Mosquitoes coming to rest on treated plants will be killed for varying periods of time after treatment, depending on exposure of treated areas to weathering conditions.</p> <p>¹To control Webbing Coneworm make first application just prior to peak pollen flight. To control other Coneworms and Seed Bugs, make application 30 days prior to flower closure.</p>

RECOMMENDED APPLICATION RATES FOR USE ON ORNAMENTALS

SITE	PEST	RATE	SPECIFIC APPLICATION INSTRUCTIONS
(See Site recommendations on page 4)	Bark Beetles And Boring Insects (Including, But Not Limited To: Ash Borer, Bronze Birch Borer, Rhododendron Borer, Elm Bark Beetles And Turpentine Beetles)	0.3 to 0.6 fl. ozs. (2 To 4 tsp.) Per Gallon	Stem-Infesting Beetles: Treat lower branches and trunk prior to adult emergence. Complete, uniform coverage is needed for best control. A repeat application may be necessary on a 3 to 4 week interval to prevent severe Tree stem damage.

TERMITE CONTROL (SUBTERRANEAN)

This product may be used to establish an exterior soil barrier against Termites around the structure. The chemical concentrate is mixed as an emulsion and adequately dispersed in the soil to provide a continuous exterior barrier between wood in the structure and the Termite colonies in the soil.

Note: A complete Termite barrier may require treatment with other EPA registered products to the inside perimeter of the foundation and to other interior critical areas. For these areas, and if termites are found inside of the home, consult a Licensed Professional Control Service for treatment.

For use only around existing structures. Do not use inside dwelling. Not for Preconstruction use.

PRECAUTION: When treating adjacent to an existing structure, check the area to be treated, and immediately adjacent areas of the structure, for visible and accessible cracks and holes to prevent any leaks or significant exposures to persons occupying the structure. If there are any signs of leakage into the structure during application, have all people and pets leave the structure. After application, check for leaks. All leaks resulting in the deposition of termiticide in locations other than those prescribed on this label must be cleaned up. Do not allow people or pets to contact contaminated areas or to reoccupy contaminated areas of the structure until the clean up is completed.



MIXING INSTRUCTIONS

Using a sprinkler can add 3.2 fl. ozs. (6.5 Tablespoons) to 2 gallons of water (to make a 0.5% emulsion) for each 5 linear feet of treatment to be provided. (1 fl. oz. = 2 Tablespoons (T) = 6 teaspoons (tsp.)). Do not use utensils such as spoons and measuring cups for food purposes after use with pesticides.

HOW TO APPLY

TRENCH TREATMENT

- Remove all wood debris and wood forms. Around piers, chimney bases and along foundations of poured concrete, dig a trench 6 inches wide and 4 inches deep. If footing is more than 12 inches deep make holes with a steel rod, pipe or electric drill one foot apart that extend from the bottom of the trench to the top of the footing. Make holes closer in hard packed clay soils. **Never dig below the top of the footing.**
- Apply a 0.5% emulsion at a rate of 4 gallons per 10 linear feet per foot of depth. Apply half of the emulsion when backfilling the trench. (One pint of this product will make 10 gallons of 0.5% emulsion and treat 25 linear feet).

Precaution: DO NOT treat structures that contain cisterns or wells. Soil in the vicinity of wells, cisterns or ponds or structures with sump pumps or French drains should not be treated. For those situations, contact your County Cooperative Extension Agent or consult a Commercial Pest Control Service.

FENCE POSTS

- **Pre-installation:** Using a sprinkler can, pour 1/2 gallon of 0.5% spray emulsion into the fence post hole and add another 1/2 gallon in mixture with soil when filling the hole so that all the soil is treated.
- **Post-installation:** Installed poles and posts may be treated by first digging a trench around the post and applying 1 gallon of 0.5% emulsion per one foot depth of trench for posts less than 6 inches in diameter. For larger diameter posts increase the application rate to 4 gallons for each 10 linear feet of trench and per foot of depth.



WHEN TO RE-APPLY

Retreatment for Subterranean Termites can only be performed if there is clear evidence of reinfestation or disruption of the barrier due to construction, excavation, or landscaping and/or evidence of the breakdown of the termiticide barrier in the soil. These vulnerable or reinfested areas may be retreated in accordance with application techniques described in the product's labeling. The timing and type of these retreatments will vary,

depending on factors such as Termite pressure, soil types, soil conditions and other factors, which may reduce the effectiveness of the barrier.

Annual retreatment of the structure is prohibited unless there is clear evidence that reinfestation or barrier disruption has occurred.

IMPORTANT

DO NOT use on vegetables or food crops. DO NOT treat soil that is water saturated or frozen or in any conditions where run-off or movement from the treatment area(site) is likely to occur. DO NOT apply when wind velocity favors drift. DO NOT treat pets with this product. DO NOT spray inside dwellings.

STORAGE AND DISPOSAL

Pesticide Storage: Keep out of the reach of children or animals. Store in original containers only. Store in a cool, dry place, preferably in a locked storage area and avoid excess heat. Carefully open containers. After partial use replace lid and close tightly. Do not put concentrate or dilute material into food or drink containers.

Pesticide Disposal: If empty: Non-refillable container. Do not reuse container. Do not rinse unless required for recycling. Place in trash. **If partly filled:** Call your local solid waste agency for disposal instructions. Unless otherwise instructed, place in trash. Never pour unused product down the drain or on the ground.

NOTICE: BUYER ASSUMES ALL RISKS OF USE, STORAGE OR HANDLING OF THIS PRODUCT NOT IN STRICT ACCORDANCE WITH DIRECTIONS GIVEN HEREWITH. VOLUNTARY PURCHASING GROUPS, INC. WARRANTS THIS PRODUCT TO CONFORM TO THE CHEMICAL DESCRIPTION ON THE LABEL AND FOR THE PURPOSES STATED ON THE LABEL. THE LIMIT OF ANY LIABILITY INCURRED SHALL BE THE PURCHASE PRICE PAID BY THE USER OR BUYER.

Manufactured By:




230 FM 87 • BONHAM, TEXAS 75418

EPA Reg. No. 7401-466

EPA Est. No. 7401-TX-1

Visit Us At: www.hi-yield.com



Get the free mobil app at
<http://gettag.mobi>



12