



ferti·lome[®]



systemic Insect Spray

- Last for weeks/Forms a protective barrier
- Kills insects & prevents new infestations
- Can be applied as a foliar spray
- Rainproof protection

**KEEP OUT OF REACH
OF CHILDREN**

CAUTION

See Back Booklet for Additional
Precautionary Statements

ACTIVE INGREDIENTS:

Imidacloprid 1.47%

OTHER INGREDIENTS: 98.53%

TOTAL: 100.00%


**For Outdoor Residential Use Only. NOT FOR SALE,
USE OR DISTRIBUTION IN or INTO Nassau,
Suffolk, Kings or Queens Counties, New York**

Net Contents One Pint (16 FL. OZ)

ferti-lome Systemic Insect Spray

xxM-1-0512 FH

FIRST AID

Have the product container or label with you when calling a poison control center or doctor, or going for treatment. In the event of a medical or chemical emergency, contact  North America 1-800-255-3924 or Worldwide Intl. + 01- 813-248-0585

If In Eyes:

- Hold eye open and rinse slowly and gently with water for 15 to 20 minutes.
- Remove contact lenses, if present, after the first 5 minutes, then continue rinsing eye.
- Call a poison control center or doctor for treatment advice.

If Swallowed:

- Call a poison control center or doctor immediately for treatment advice.
- Have person sip a glass of water if able to swallow.
- Do not induce vomiting unless told to do so by the poison control center or doctor.
- Do not give anything by mouth to an unconscious person.

NOTE TO PHYSICIAN

No specific antidote is available. Treat the patient symptomatically.

Manufactured For:



230 FM 87

BONHAM, TX 78418

EPA Reg. No. 53883-205-7401

EPA Est. No. 7401-TX-01

Visit Us At:

www.ferti-lome.com
(RV072611)



PEEL FROM CORNER OF BOOKLET



PRECAUTIONARY STATEMENTS

HAZARDS TO HUMANS AND DOMESTIC ANIMALS

CAUTION: Causes eye irritation. Avoid contact with skin, eyes, or clothing. Wash thoroughly with soap and water after handling and before eating, drinking, chewing gum, using tobacco or using the toilet. Remove and wash contaminated clothing before reuse.

ENVIRONMENTAL HAZARDS

This pesticide is toxic to aquatic invertebrates. Do not apply directly to lakes, streams or ponds. Do not dump rinse water into sewers or other bodies of water. This pesticide is highly toxic to bees. Do not apply this product when bees are active. Apply this product only as specified on this label.

DIRECTIONS FOR USE

It is a violation of Federal law to use this product in a manner inconsistent with its labeling.

For best results, be sure to read and follow all label directions.

Shake well before using.

RESTRICTIONS:

- Read and follow directions when using.
- Do not spray the product into fish pools, ponds, streams, or lakes.
- Remove animal feeding dishes prior to application.

LAWNS

ferti-lome Systemic Insect Spray kills White Grubs, Mole Crickets, European Crane Fly Larvae and other pests listed in the table below. This product forms a protective barrier in the soil which provides control of listed pests all season long. When applied early, **ferti-lome Systemic Insect Spray** kills grubs, mole crickets and European crane fly before they hatch and damage lawns. Contact your County Extension Agent for the best dates to apply in your area. This product may be sprayed over soil or mulch. Remove weed barrier before applying.

Use on lawns and yards including the following grasses:

Cool Season or Northern Lawns	Warm Season or Southern Lawns
Kentucky Bluegrass	Bermudagrass, common and hybrid
Perennial Ryegrass	Centipedegrass
Tall Fescue, fescues (Red or Fine Leaf)	St. Augustinegrass
	Zoysiagrass
	Buffalograss
	Bahiagrass

PESTS CONTROLLED

Pest	Indication of Damage to Lawn
Adelgids Annual bluegrass Weevil Aphids Billbugs Bluegrass Weevils Chinch bug (suppression) Cutworms (suppression) Elm Leaf Beetle European Crane Fly Larvae Lacebugs Leafhoppers Leafminers Mealybugs Mole Crickets Sawfly Larvae Sod Webworm	European Crane Fly Larvae often cause damage by feeding on grass roots and disrupting soil surface. Mole Crickets often cause extensive damage by tunneling through lawns. Some species also feed on roots. Tunneling uproots the grass so it easily dries out. Lawns turn yellow, become thin, weedy and can eventually die.

PESTS CONTROLLED (continued)

Pest	Indication of Damage to Lawn
Thrips Whiteflies White Grubs (including larvae of Asiatic Garden Beetle, Black Turfgrass Ataenius, Chafers, Japanese Beetle, May or June Beetle, and Oriental Beetle)	White Grubs cause extensive damage to lawns by feeding on grass roots. Grass turns yellow, then brown and dies. Grubs chew off roots so that the grass is easily pulled up in pieces in your hands. You can roll it back like a carpet to reveal the grubs. If patches of dead grass appeared in your lawn late last summer, check for grubs.

Application Instructions

Treat for grubs from the beginning of May to the end of October, or when first noticed. Contact your State Agricultural Extension Service agents for additional recommendations for your area.

RESTRICTIONS: Do not exceed one application of **ferti-lome Systemic Insect Spray** per season for lawns.

Hand-Operated Sprayers

Including backpack, compression, knapsack or tank type sprayers and low pressure boom sprayers. For lawns, mix 2 to 3 fl. oz. of **ferti-lome Systemic Insect Spray** per one (1.0) gallon of water for treating approximately 333 sq. ft. of lawn. Use the higher rate for heavier infestations of insect pests.

Gallons of Water	Fluid ounces (fl. Oz.) of product	Tablespoons (tbs.) of product	Area to be treated (sq. ft.)
1 gallon	2.0 – 3.0 fl. oz	4 - 6 tbs.	333 sq. ft.
2 gallons	4.0 – 6.0 fl. oz	8 – 12 tbs.	666 sq. ft.
3 gallons	6.0 – 9.0 fl. oz	12 – 18 tbs.	1,000 sq. ft.

1.0 fl. oz. = 2 tablespoons

RESTRICTIONS

- Children and pets may re-enter the treated area after the spray has dried.
- Do not water lawn within one hour after applying.
- Do not apply this product to waterlogged areas.
- For grub (larvae) control, ½ inch of rainfall or irrigation should occur within 24 hours after application. Thoroughly wet the lawn a few hours after application.
- For armyworm and cutworm control, do not irrigate treated areas within 24 hours after application of this product.
- Do not mow treated lawn until after adequate rainfall or irrigation has occurred.

ESTABLISHED ORNAMENTALS IN RESIDENTIAL AREAS

Information:

ferti-lome Systemic Insect Spray is for use on outdoor trees, shrubs and groundcovers in landscape plantings as listed in the table below:

Landscape Plantings	Types of Plants
Roses, flowers, bedding plants and flowering shrubs	Azalea, begonia, camellia, cherry laurel, geranium, gardenia, hydrangea, impatiens, ligustrum, peonies, primrose, tea roses, salvia, zinnias and similar herbaceous plants
Evergreen and leafy shrubs and woody ornamentals	Arborvitae, boxwood, cotoneaster, euonymus, holly, juniper, laurel, privet, spruce, yews and similar plants
Groundcovers	English ivy, Dichondra, ivy, pachysandra, vinca and other similar plants

ferti-lome Systemic Insect Spray is for use to kill the pests listed in the table below on outdoor trees and shrubs.

Pests Controlled	
Adelgids	Leafhoppers (incl. Glassy-winged Sharpshooters)
Aphids	Leafminers (incl. Birch Leafminers)
Black Vine Weevil Larvae	Mealybugs
Roundheaded Borers (incl. Eucalyptus Longhorned Borers)	Pine Tip Moth Larvae
Flatheaded Borers (incl. Bronze Birch, Alder Borers)	Psyllids
Japanese Beetles (Adult)	Royal Palm Bugs
Lacebugs	Sawfly Larvae
Leaf Beetles (incl. Elm Leaf Beetles and Viburnum Leaf Beetles)	Scales (incl. Armored Scale [suppression] and Soft Scale)
	Thrips (suppression)
	Whiteflies

Foliar Applications

Use **ferti-lome Systemic Insect Spray** as a foliar spray to provide contact control of larvae, nymphs or adults of the following insect pests: adelgids, aphids, Japanese beetles, lace bugs, leaf beetles (including elm leaf beetles and viburnum leaf beetles), leafhoppers (including glassy-winged sharpshooter), mealybugs, psyllids, sawfly larvae, thrips (suppression) and whiteflies.

APPLICATION INSTRUCTIONS

Apply when insects first appear and before high pest populations are established. Retreat when re-infestation occurs, when high pest pressure is observed or repeat applications on an as-needed basis with 10-14 day intervals between applications.

HOW TO APPLY

Foliar applications with water must be made as a thorough cover spray to provide uniform distribution. Spray to wet all foliage (leaves, stems and branches). Target the underside of the leaves and try to penetrate dense foliage with the spray droplets.

Hand-Operated Sprayers

Including backpack, compression, knapsack or tank type sprayers. For foliar applications mix 1.5 (1-1/2) teaspoons (tsp) of **ferti•lome® Systemic Insect Spray** per one (1) gallon of water.

Spray Volume Gallons of Water	Teaspoons (tsp.) of product	Tablespoons (tbs.) of product
1 gallon	1 ½ tsp.	½ tbs.
2 gallons	3 tsp	1 tbs.
3 gallons	4 ½ tsp.	1 ½ tbs.

APPLE, PEAR, PEACH, PLUM, CHERRY AND PECAN TREES

For plants established in residential areas as ornamental plantings or as fruit/nuts for consumption.

Plants	Insect Pests Controlled
Apple and Crabapple, Pear, Common and Oriental	Aphids (except woolly apple aphid), Japanese beetles, leafhoppers (including glassy-winged sharpshooter), leafminers, mealybugs, and San Jose scale
Peach, Plum and Cherry	Aphids, cherry fruit fly maggot, Japanese beetles, leafhoppers, plant bugs, San Jose scale and stink bugs
Pecan	Yellow pecan aphid, black margined aphid, pecan leaf phylloxera, pecan spittlebug, pecan stem phylloxera

Application Instructions

Timing of applications should coincide with vulnerable stages of the pests. The calendar schedules below are to be used as a guide to application timing but should not be considered a forecast or predictor for treating these insect pests. Consult your State Agricultural Extension Service agent for specific schedules and guidance for your local area. In addition, observe these guidelines for treating the following pests:

- **Aphids:** Make application when aphids first appear and before the leaves are rolled as a result of these pests.
- **Leafhoppers:** Make application when leafhoppers first appear, during the nymph stage.
- **Leafminers:** Make two applications with intervals of 10 or more days. Make the first application soon after the petal fall is complete. A second application at the same dosage 10 days later should be applied to the early instar larvae.
- **Mealybugs:** Thorough and uniform coverage is necessary.
- **San Jose Scale:** Make application when crawlers are present. Ensure complete spray coverage of the branches, stems and leaves.
- **Spittlebug:** Apply when spittle masses are present and as new generations develop.

For Apples and Pears: Apply full cover sprays after the petal fall is complete. Continue application until the target insects are controlled. Apply up to five (5) foliar applications per season and allow 10 or more days between insecticide applications. Allow seven (7) days between the final application and the apple or pear harvest.

Stage of Trees	Approximate Dates	Apple	Pear
Petal fall	May 22		
1 st cover spray, 5-10 days after petal fall	June 1	X	X
2 nd cover spray, 10-14 days later	June 15	X	X

3 rd cover spray, 10-14 days later	June 29	X	X
4 th cover spray, 10-14 days later	July 13	X	X
5 th cover spray, 10-14 days later	July 27	X	X
Waiting period before harvest	-	7 days	7 days

For Peaches: Apply full cover sprays after the petal fall is complete. Continue application until the listed insects are controlled sufficiently. Use up to three (3) foliar applications per season. Allow at least 7 days between applications.

Stage of Trees	Approximate Dates	Peach
Petal fall	May 25 – June 1	
1 st cover spray, 5-10 days after petal fall	June 1	X
2 nd cover spray, 7-14 days later	June 8 – 14	X
3 rd cover spray, 7-14 days later	June 15 – 21	X
Waiting period before harvest	-	0 days

For Cherries and Plums: Apply full cover sprays after the petal fall is complete. Continue application until the target insects are controlled sufficiently. Apply up to five (5) foliar applications per season and allow 10 or more days between insecticide applications. Allow seven (7) days between the final application and the cherry or plum harvest.

Stage of Trees	Approximate Dates	Cherry	Plum
Petal fall	May 22		
1 st cover spray, 5-10 days after petal fall	June 1	X	X
2 nd cover spray, 10-14 days later	June 15	X	X
3 rd cover spray, 10-14 days later	June 29	X	X
4 th cover spray, 10-14 days later	July 13	X	X
5 th cover spray, 10-14 days later	July 27	X	X
Waiting period before harvest	-	7 days	7 days



For Pecans: Apply full cover sprays after the petal fall is complete. Continue application until the listed insects are controlled sufficiently. Use up to three (3) foliar applications per season. Allow at least 7 days between applications.


Stage of Trees	Approximate Dates	Pecan
Petal fall	Late April	
1 st cover spray, 5-10 days after petal fall	May 1	X
2 nd cover spray, 10-14 days later	May 15	X
3 rd cover spray, 10-14 days later	May 30	X

HOW TO APPLY

Foliar applications with water should be made as a thorough cover spray to provide uniform distribution. Spray to wet all foliage (leaves, stems and branches). Target the undersides of the leaves and try to penetrate dense foliage with the spray droplets.

Hose-End Sprayer Instructions

1. Set the dial to 1-1/2 teaspoons (tsp.). Keep the dial set to this setting while spraying.
2. Add an adequate amount of product to the spray bottle to treat the infested trees. Do not add water to jar.
3. Spray to wet all foliage and direct the spray droplets for an even distribution on the target plants. Any unused product can be poured back into its original container.



Spray volume will vary with the size of the trees and thorough coverage is important. Small trees (less than 15 feet in height) will require approximately 2 gallons of diluted spray per tree. Larger trees (25 feet in height) will require approximately 8 gallons of diluted spray per tree.

Dilution and Time Chart

The estimated amount of diluted spray and the time required to spray one tree.

Tree Height (feet)	Spray Volume per Infested Tree (gallons)	Estimated Time to Spray One Tree (minutes)
15	2	1
20	5	2-1/2
25	8	4
30	15	7-1/2
35	20	10

STORAGE AND DISPOSAL

Pesticide Storage: Store in original container in a cool, dry place, out of the reach of children, preferably a locked storage cabinet. Protect from freezing. **Pesticide Disposal: If empty:** Non refillable container. Do not reuse or refill this container. Rinse the empty product container thoroughly and disperse the rinse water on lawn as part of the application. Offer for recycling if available. If recycling is not available: then dispose of container in sanitary landfill or, if allowed by State and local authorities, by burning. If burned, stay out of smoke. **If partly filled:** It is best to use all of the product in accordance with label directions. If it is necessary to dispose of unused product, please call your local solid waste agency. Never place unused product down any indoor or outdoor drain.



IMPORTANT: READ BEFORE USE

Read the entire Directions for Use, Conditions, Disclaimer of Warranties and Limitations of liability before using this product.

If terms are not acceptable, return the unopened product container at once. By using this product, user or buyer accepts the following conditions, disclaimer of warranties and limitations of liability.

CONDITIONS

The directions for use of this product are believed to be adequate and must be followed carefully. However, because of manner of use and other factors beyond Voluntary Purchasing Groups, Inc. (VPG) control it is impossible for VPG to eliminate all risks associated with the use of this product. As a result, crop injury or ineffectiveness is always possible. All such risks shall be assumed by the user or buyer.

DISCLAIMER OF WARRANTIES

TO THE EXTENT CONSISTENT WITH APPLICABLE LAW, VPG MAKES NO OTHER WARRANTIES, EXPRESS OR IMPLIED, OR MERCHANTABILITY OR OF FITNESS FOR A PARTICULAR PURPOSE OR OTHERWISE, THAT EXTEND BEYOND THE STATEMENTS MADE ON THIS LABEL. No agent of VPG is authorized to make any warranties beyond those contained herein or to modify the warranties contained herein. VPG disclaims any liability whatsoever for special, incidental or consequential damages, resulting from the use or handling of this product.

LIMITATIONS OF LIABILITY

TO THE EXTENT CONSISTENT WITH APPLICABLE LAW, THE EXCLUSIVE REMEDY OF THE USER OR BUYER FOR ANY AND ALL LOSSES, INJURIES OR DAMAGES RESULTING FROM THE USE OR HANDLING OF THIS PRODUCT, WHETHER IN CONTRACT, WARRANTY, TORT, NEGLIGENCE, STRICT LIABILITY OR OTHERWISE, SHALL NOT EXCEED THE PURCHASE PRICE PAID, OR AT VPG'S ELECTION THE REPLACEMENT OF PRODUCT.

This page left blank intentionally.


This page left blank intentionally.

This page left blank intentionally.

Manufactured For:



230 FM 87 • BONHAM, TEXAS 75418
EPA Reg. No. 53883-205-7401
EPA Est. No. 7401-TX-01
Visit Us At: www.fertilome.com
(RV072611)



Get the free mobile app at
<http://gettag.mobi>

