


TO OPEN...  
CUT HERE!




# ferti·lome®




# Premium Bedding Plant Food

## 7-22-8

### Great for Pansies, Bedding Plants and Perennials!



*Polymer-Coated, Sulfur-Coated Urea  
Provides Gradual, Consistent  
Nutrient Release When You Need it.*



10761

NET WEIGHT 4 LBS. (1.8 KG)

# Premium Bedding Plant Food

**Excellent Plant Food For: Hibiscus, Bougainvillea, Plumeria And All Flowering Tropicals**

VPG understands the work involved in adding beauty to your landscape. With this understanding, we have designed **ferti•lome® Premium Bedding Plant Food** for use to assist you in growing nutrient healthy bedding plants, Perennials, Hibiscus, Bulbs, and other plants around your home. Our goal is to supply quality products for the homeowner that will assist in enhancing the beauty of your landscape. Visit with your local independent nursery or garden center for other quality ferti•lome® products to be used around your home and garden.

GROWING GUIDE	
Individual Pansies, Perennials, Blooming Or Bedding Plants	Mix one level scoop (cup provided) of <b>ferti•lome® Premium Bedding Plant Food</b> in a 10X10 inch area of soil to a depth of 4 to 6 inches. Transplant plants and water thoroughly as needed. For individual plants planted in holes, mix 1/4 to 1/2 teaspoon <b>ferti•lome® Premium Bedding Plant Food</b> with soil in the bottom of planting hole. Transplant your Pansies, Bulbs, Perennials or bedding plants and water thoroughly as needed. Feed again at 30 day intervals throughout the growing season.
Group Plantings In Beds Of Pansies, Perennials, Blooming Or Bedding Plants, And Bulbs	Broadcast 10 scoops (approximately 1 lb.) of <b>ferti•lome® Premium Bedding Plant Food</b> per 25 square feet of bed area. Mix into soil to a depth of 4-6 inches. Plant transplants and water thoroughly as needed. Use care when mixing into soil around emerged plants and bulbs. Feed again at 30 day intervals throughout the growing season.
Larger Individual Plants: Grape Myrtle, Hibiscus, Bougainvillea, And Blooming Shrubs	Prepare planting hole and mix 2 scoops of <b>ferti•lome® Premium Bedding Plant Food</b> into soil at bottom of planting hole. Mix an additional 2 scoops into soil removed from planting hole used for backfill. Transplant plant and water thoroughly as needed. When established, feed regularly with the quality <b>ferti•lome® Premium Bedding Plant Food</b> designed for your specific plant. Feed again at 30 day intervals throughout the growing season.

## 7-22-8

### GUARANTEED ANALYSIS

Total Nitrogen (N).....	7.00%
4.5% Ammoniacal Nitrogen	
2.5% Urea Nitrogen*	
Available Phosphate (P <sub>2</sub> O <sub>5</sub> ).....	22.00%
Soluble Potash (K <sub>2</sub> O).....	8.00%
Boron (B).....	0.02%
Copper (Cu).....	0.05%
0.05% Water Soluble Copper (Cu)	
Iron (Fe).....	0.10%
0.10% Water Soluble Iron (Fe)	
Manganese (Mn).....	0.05%
0.05% Water Soluble Manganese (Mn)	
Zinc (Zn).....	0.05%
0.05% Water Soluble Zinc (Zn)	

Derived From: Ammonium Phosphate, Urea, Polymer Coated Sulfur Coated Urea, Muriate of Potash, Sodium Borate, Copper Sulfate, Ferrous Sulfate, Manganese Sulfate, Zinc Sulfate.

\*1.8% Slowly Available Nitrogen From Polymer Coated Sulfur Coated Urea. F370

10761-0515-WP



230 FM 87 • BONHAM, TEXAS 75418

Visit Us At: [www.fertilome.com](http://www.fertilome.com)

Product Questions? 855-270-4776

Information regarding the contents and levels of metals in this product is available on the internet at: <http://www.aapfco.org/metals.htm>

